

A woman with long brown hair is wearing a brown and gold patterned knit beanie, a matching scarf, and fingerless gloves. She is wearing a grey tweed coat and is standing in a field of tall grass. In the background, there is a body of water and rolling hills under a blue sky with some clouds.

Alice Starmore's

BRIODAG

VIDEO CLASS KIT


PROSPECTUS

Alice Starmore's Briodag Video Class

This class contains over 3 hours of tutorials split into easy-to-find sections. They take you through the making of the Briodag beret, gloves and scarf. The class is suitable for all abilities from beginner onwards, and is the perfect starting point for those who wish to learn vital knitting skills that will stand you in good stead for a lifetime.

- *The scarf introduces you to openwork and short row shaping.*
- *The beret and fingerless gloves provide detailed views and explanations of the various intricacies of stranded knitting and shaping in the round, such as shaping the crown of a beret and the thumb gussets and fingers of a glove.*
- *You will learn how to complete each of the items for a perfect finish.*

Having completed the class you will be able to confidently apply your knitting skills in an infinite number of ways.





The Briodag Beret, Gloves & Scarf Set

The Briodag Video Class Kit is composed of a beret, one pair of fingerless gloves and a scarf, all worked in three shades of Alice Starmore Hebridean 2 Ply.


There is a lighter or brighter pattern colour and two darker background colours. Your background colours should tone well together and provide a good contrast for your pattern colour.

Background Colour 1 is the colour at the centre of the scarf and Background 2 is the colour between the outer edge and the centre.

The full Briodag Set is shown in this book in two colourways: the first has a pattern colour of Corncrake with background of Erica and Red Deer (see front cover).

The second colourway has a pattern colour of Pebble Beach with background colours of Kelpie and Selkie (see right).

You will find some Briodag colour inspirations and palette suggestions in the last two sections of this book..



















Above: making the scarf is a fun and intriguing exercise in working short row shaping combined with ruffled, airy openwork.

Below: the darkest background colour is used at the centre of the scarf, whilst the openwork is made in the second background colour. Then the ruffles are enhanced by working the outer edge in the pattern colour.



Below: a shaped and patterned thumb gusset is one of the intricate techniques demonstrated in close detail in the video class.






Above: you will also learn how to work the textured and coloured finger and thumb borders.

































Colour Inspiration



*A walk through the loch-strewn
moorland of the Isle of Lewis is
guaranteed to fire the imagination
with myriad colour ideas for the
Briodag Set*












































Yarn Palettes



*Some colour suggestions for
knitting your Briodag Set*



Palette 1



Kittiwake



Strabhann



Summertime

Palette 2



Spindrift

Lapwing

Storm Petrel

Palette 3



Solan Goose

Corncrake

Golden Plover

Palette 4



Solan Goose

Machair

Corncrake

Palette 5



Driftwood

Shearwater

Storm Petrel

Palette 6



Pebble Beach

Whin

Golden Plover

Palette 7



Pebble Beach

Erica

Limpet

Palette 8



Pebble Beach

Shearwater

Storm Petrel

Palette 9



Golden Plover

Storm Petrel

Witchflower

Palette 10



Fulmar

Clover

Red Deer

Palette 11



Driftwood

Wild Orchid

Erica

Palette 12



Spindrift



Whin



Golden Plover

Palette 13



Sea Ivory

Wild Orchid

Clover

Palette 14



Red Deer

Storm Petrel

Limpet

Palette 15



Corncrake

Storm Petrel

Shearwater


Palette 16



Sea Anemone

Storm Petrel

Limpet

The background of the image is a soft-focus landscape. In the distance, a brown, rounded mountain or hill rises above a calm body of water. The sky is a pale, overcast blue. In the foreground, the bottom right corner features a close-up of a crocheted object, possibly a piece of jewelry or a small basket, made of green and tan yarn. Some green foliage is also visible in the lower left and right foreground.

The Briodag Set was designed and
created by Alice Starmore

All photographs by Jade Starmore

This publication was designed by
Graham Starmore at Windfall Press

Copyright © A&J Starmore 2023
All rights reserved

No part of this publication may be
reproduced without the written
permission of the copyright holder(s).



